

Training Mature Fruit Trees

MSU Fruit Team

Michigan State University
Extension Educators for Horticultural & Marketing

Tree Fruit Pruning - Renovation



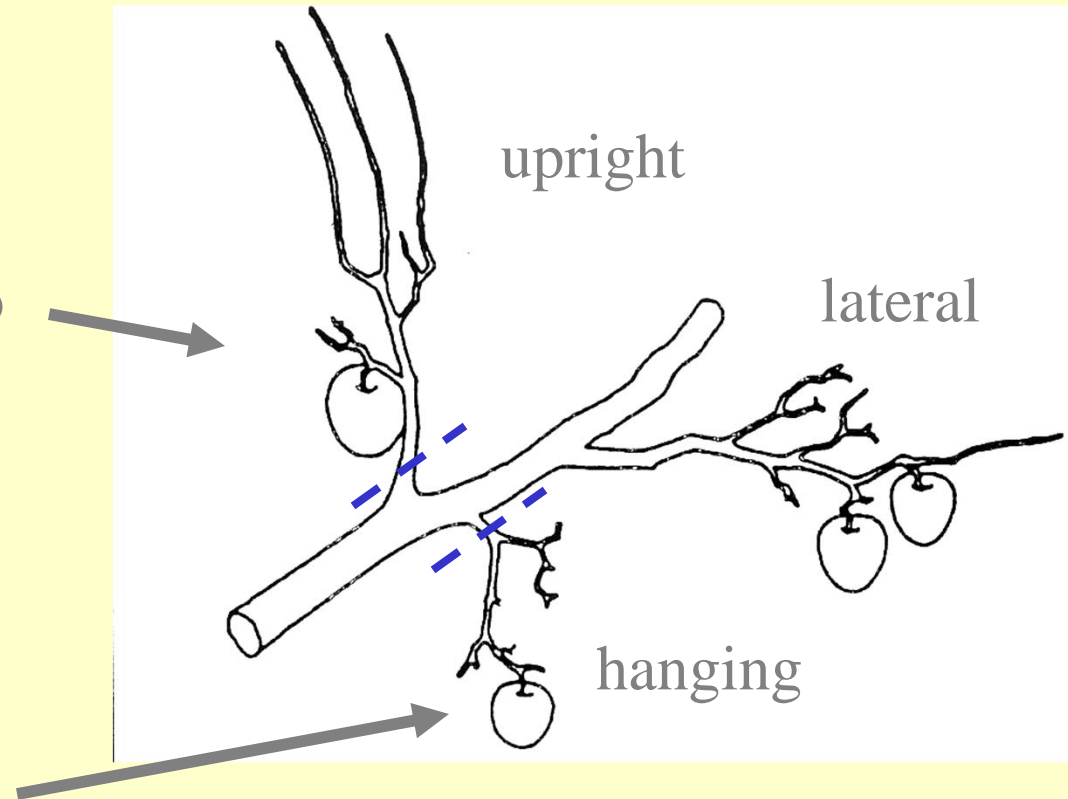
Maintenance pruning



Pruning Bearing Fruit Trees

Upright: generally too vigorous


Hanging: generally shaded, poor quality fruit



Rejuvenate? Just enjoy it, and plant the replacement



Neglected apple




overhanging
“umbrella”



Poor quality shaded fruit

Remove upright limbs but keep “boss” limbs above the cut point to control regrowth at cut point



Renovating - spring year 1 -- before



Renovating - spring year 1 -- after




spring year 1, after cutting

Keep upright limbs to control point of major cut



Spring year 2, before cutting



Goal: remove excess side branches from scaffolds

Spring year 2, after cutting



Neglected apple 1 - before cut



Neglected apple 1 - after cut



Neglected apple #2 - before cut



Neglected apple #2 - after cut



Central leader apple before cut

